

HF 3501 (JA3501)

FLASHER



Features

- Special integrate circuit, good performance
- Special high-performance contacts, ultra-long life
- Surface mounting technology, advanced craftwork
- Solid base design, stable structure
- Good capability of EMC

Typical Applications

Turning lamp & Flashing lamp control

CHARACTERISTICS

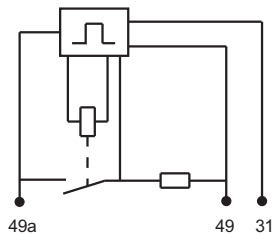
Norminal voltage	12VDC
Operating voltage range	9VDC to 16VDC
Contact rating	Lamp: 2×21W + 5W 13.5VDC
	Lamp: 4×21W + 2×5W 13.5VDC
Flashing frequency	(80±15)OPS/min
Lamp failure flashing frequency	(170±20)OPS/min
Electrical endurance (continuous)	1000h (2×21W + 5W)
	360h (4×21W + 2×5W)

Energizing ratio	40% to 60%
Ambient temperature	-40°C to 85°C
Vibration resistance	10Hz to 200Hz 49m/s ²
Shock resistance	196m/s ²
Weight	Approx. 40g
Mechanical data	Cover retention: 250N min.
	Terminal retention: 100N min.

OUTLINE DIMENSIONS AND WIRING DIAGRAM

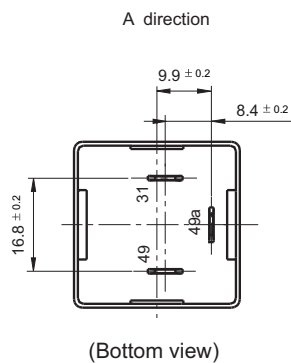
Unit: mm

Wiring Diagram

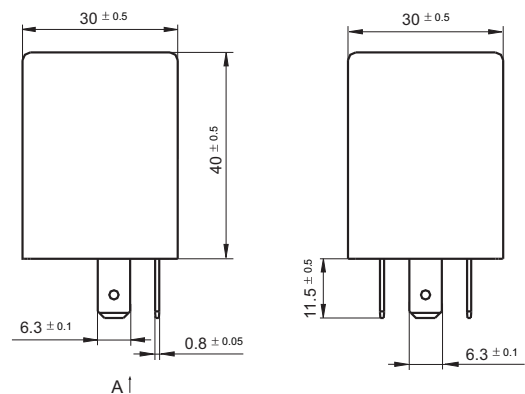


1. As shown in left wiring diagram, for HF3501, terminal 49 is connected with 12VDC anode, terminal 31 with cathode, terminal 49a with lamp load.
2. When the lamp load is 2×21W +5W or 4×21W + 2×5W, the relay will control lamp flashing at a frequency of (65 to 95) times / minute.
3. When the lamp load is 1×21W + 5W (one 21W lamp of 2×21W +5W fails), the relay will control lamp flashing at a frequency of (150 to 190) times / minute.

Terminal Layout



Outline Dimensions



HONGFA RELAY

ISO9001, ISO/TS16949, ISO14001, OHSAS18001, IECQ QC 080000 CERTIFIED

2008 Rev. 1.00