

HF3508B(JA3508B)

FLASHER



Typical Applications

Turning lamp & Flashing lamp control

Features

- Special integrate circuit, good performance
- Surface mounting technology, advanced craftwork
- Solid base design, stable structure
- LED control
- Good capability of EMC

CHARACTERISTICS

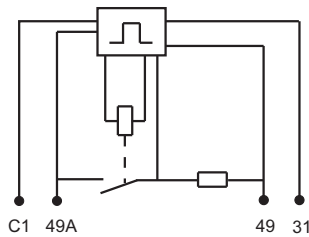
Norminal voltage	12VDC
Operating voltage range	9VDC to 16VDC
Contact rating	Lamp: 21W+5W+1W 13.5VDC
	Lamp: 2x(21W+5W+1W) 13.5VDC
Flashing frequency	(80±10)OPS/min
Lamp failure flashing frequency	(170±20)OPS/min
Electrical endurance (continuous)	1200h (21W + 5W + 1W)
	360h (2x(21W + 5W + 1W))

Energizing ratio	40% to 60%
Ambient temperature	-40°C to 85°C
Vibration resistance	10Hz to 200Hz 49m/s ²
Shock resistance	196m/s ²
Weight	Approx. 40g
Mechanical data	Cover retention: 250N min.
	Terminal retention: 100N min.

OUTLINE DIMENSIONS AND WIRING DIAGRAM

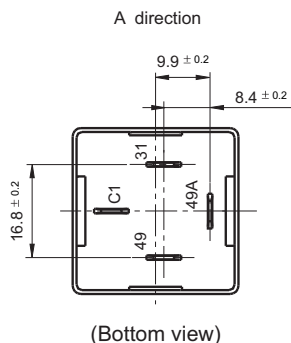
Unit: mm

Wiring Diagram

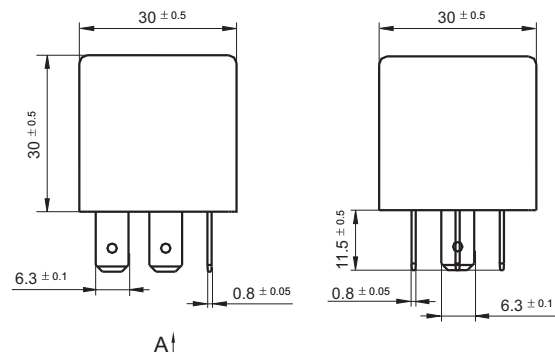


1. As shown in left wiring diagram, for HF3508B, terminal 49, C1 is connected with anode of 12VDC, terminal 31 with cathode, and terminal 49A with lamp load.
2. When the lamp load is 21W + 5W + 1W or 2x(21W + 5W + 1W), the relay will control lamp flashing with the frequency (70 to 90) times / minute.
3. When the lamp load is 21W + 5W or 5W + 1W (one 5W or 21W lamp fails), the relay will control lamp flashing with the frequency (150 to 190) times / minute.

Terminal Layout



Outline Dimensions



HONGFA RELAY

ISO9001, ISO/TS16949, ISO14001, OHSAS18001, IECQ QC 080000 CERTIFIED

2008 Rev. 1.00